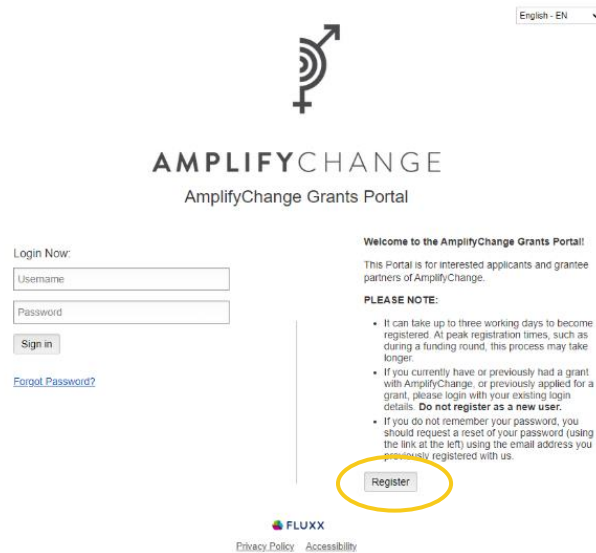



How to register in the AmplifyChange Grants Portal

1. Go to https://amplifychange.fluxx.io/user_sessions/new and click on the button that says 'Register'



English - EN



AMPLIFYCHANGE
AmplifyChange Grants Portal

Login Now:

Username

Password

[Forgot Password?](#)

Welcome to the AmplifyChange Grants Portal!


This Portal is for interested applicants and grantee partners of AmplifyChange.

PLEASE NOTE:


- It can take up to three working days to become registered. At peak registration times, such as during a funding round, this process may take longer.
- If you currently have or previously had a grant with AmplifyChange, or previously applied for a grant, please login with your existing login details. Do not register as a new user.
- If you do not remember your password, you should request a reset of your password (using the link at the left) using the email address you previously registered with us.

FLUXX
Privacy Policy Accessibility

2. You will need to answer three eligibility questions before moving forward with the registration process. Respond to the questions and click 'Submit'.



English - EN



AMPLIFYCHANGE
AmplifyChange Grants Portal

Eligibility for AmplifyChange Funding

Are you intending to apply for funding on behalf of an organisation?

Select Option

Does your organisation work, or plan to work, directly on improving sexual and reproductive health and rights?

Select Option

Is your organisation based in the Global South with the ability to define a strategy, set performance targets and other objectives, define a brand identity and have a governance structure fully independent of a Global North-based headquarters or support office?

Select Option

FLUXX
Privacy Policy Accessibility

3. Once you have completed the three eligibility questions, and the system determines that you are eligible to set up an AmplifyChange profile, you will arrive at a page that asks questions about your organisation as well as your personal contact information and role.

Please answer these questions as accurately as possible as you will not be able to change them once submitted. They will be reviewed by our team to approve your registration, so they must be correct. Once completed, click 'Submit Request'.

English - EN

Information About Your Organisation

Please provide information relating to your organisation. All fields highlighted in **bold** must be completed, but we encourage you to provide as much information as possible.

Organisation's Full Name

Organisation's Abbreviation

Address 1

Address 2

Town/City

Country

United Kingdom

State/Province

Postal Code

Organisation's Email

Organisation's Phone Number

Which countries does your organisation work in? (please select all)

Afghanistan

Albania

>

Your Contact Information

First Name

Last Name / Family Name

Email

Job Title / Position

Have you previously registered with AmplifyChange to apply for funding or manage a grant on behalf of the organisation listed above?

Yes

No

I am not sure

Have you previously registered with AmplifyChange to apply for funding or manage a grant on behalf of another organisation?

Yes - I no longer work for them

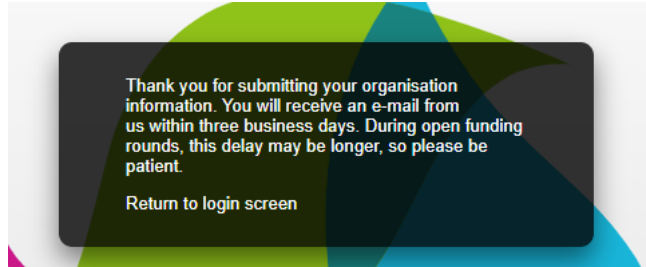
Yes - I continue to work for them

No

I am not sure

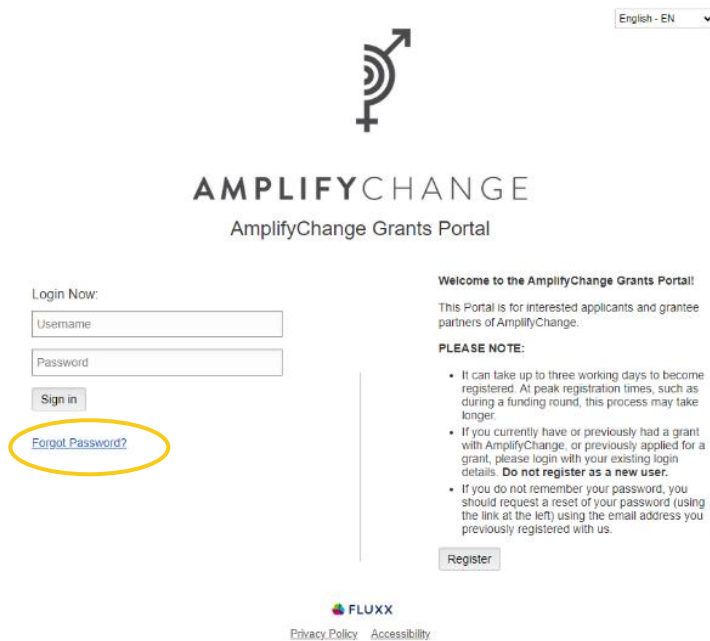
Cancel Submit Request

- Your registration will now be manually reviewed by the AmplifyChange team. This is to ensure accuracy and to avoid duplications with existing profiles. Please note that this process can take up to three working days in normal times, but potentially longer if we have a high demand, such as when a funding round opens.




- Once the team has reviewed your request, you will receive an email that will say whether your request has been approved or rejected.
 - If your request has been rejected, it is likely due to the fact that your organisation does not meet our requirements for funding. You can review these requirements on our website www.amplifychange.org or email enquire@amplifychange.org if you would like to discuss your case with someone.
- If your request has been approved, you will need to go to https://amplifychange.fluxx.io/user_sessions/new and set up a password.

Click 'Forgot Password?'



English - EN



AMPLIFYCHANGE
AmplifyChange Grants Portal

Login Now:

Username

Password

Sign in

[Forgot Password?](#)

Welcome to the AmplifyChange Grants Portal!

This Portal is for interested applicants and grantee partners of AmplifyChange.

PLEASE NOTE:

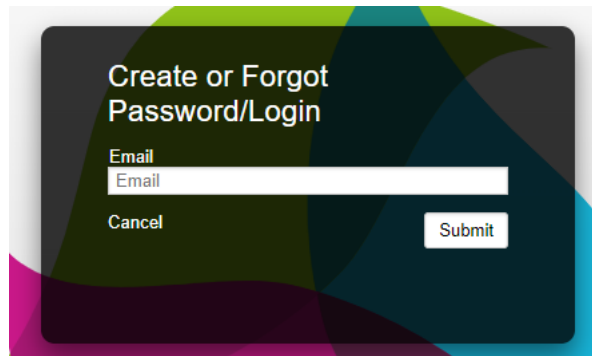
- It can take up to three working days to become registered. At peak registration times, such as during a funding round, this process may take longer.
- If you currently have or previously had a grant with AmplifyChange, or previously applied for a grant, please login with your existing login details. **Do not register as a new user.**
- If you do not remember your password, you should request a reset of your password (using the link at the left) using the email address you previously registered with us.

Register

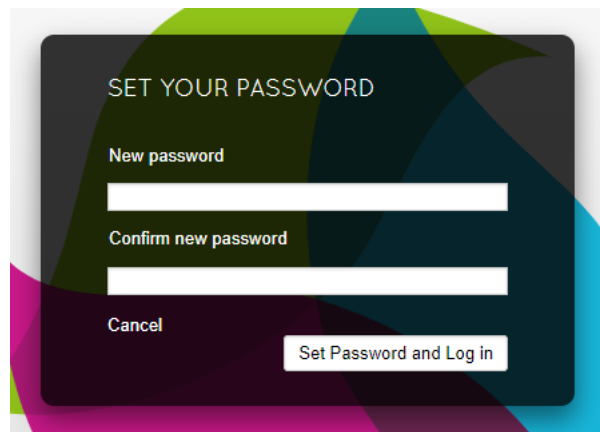
FLUXX

Privacy Policy Accessibility

7. You will need to enter the email address you registered with – it will be the email address where you received the confirmation of registration.

A screenshot of a web form titled "Create or Forgot Password/Login". The form has a dark background with a colorful abstract pattern. It contains an "Email" label, a text input field with "Email" inside, a "Cancel" button, and a "Submit" button.

8. Once you click 'Submit' the system will automatically email you a link to set up a password. Click this link and put in your new password, then click 'Set Password and Log in'.

A screenshot of a web form titled "SET YOUR PASSWORD". The form has a dark background with a colorful abstract pattern. It contains two labels: "New password" and "Confirm new password", each followed by a text input field. At the bottom, there is a "Cancel" button and a "Set Password and Log in" button.

9. You can now access the AmplifyChange Grants Portal!